



CABINET LINEAR LIGHT

FEATURES

- Easy installation.
- Modular design for chain up.
- Super high brightness output. (80 Lm/W)
- Low energy consumption.
- Long life time.
- UV or IR free.
- High-efficient power design (constant current source).



ETR Electronics Co.,Ltd.

3, KE YUAN 1ST ROAD, CTSP, TAICHUNG, TAIWAN.

TEL:886-4-37032111 ; FAX:886-4-37031222

EMAIL:sales@etr.com.tw ; WEBSITE: www.etr.com.tw



CABINET LINEAR LIGHT

1. Applications:

Area: indoor use only.

Purpose: Cabinet Lighting, Jewelry Lighting, Decoration Lighting.

2. Specification :

Outline Dim. :306 (L) X16.6 (W)X 16.8 (H)mm.

LED Light Source :6ea x1W (Nichia 083AT)

Color Temperature : 5200±400 K / 3000±300K

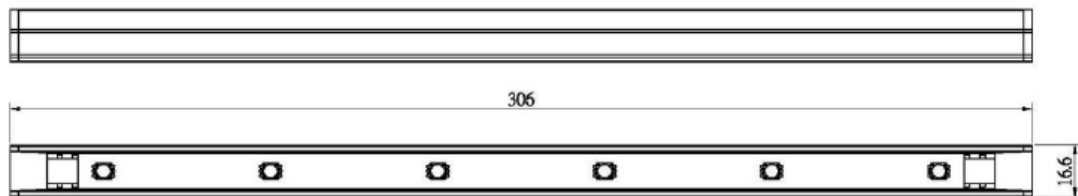
Input Voltage :24 VAC

Power Consumption :7 W

Operation Temperature : -20°C ~40°C

Beam Angle: 80° X 110° / 60°

IP : 42



3. Content list :

Holder x 2 / Screw x 2 / Connector (optional) – Extension Cable (optional)

ETR Electronics Co.,Ltd.

3, KE YUAN 1ST ROAD, CTSP, TAICHUNG, TAIWAN.

TEL:886-4-37032111 ; FAX:886-4-37031222

EMAIL:sales@etr.com.tw ; WEBSITE: www.etr.com.tw



CABINET LINEAR LIGHT

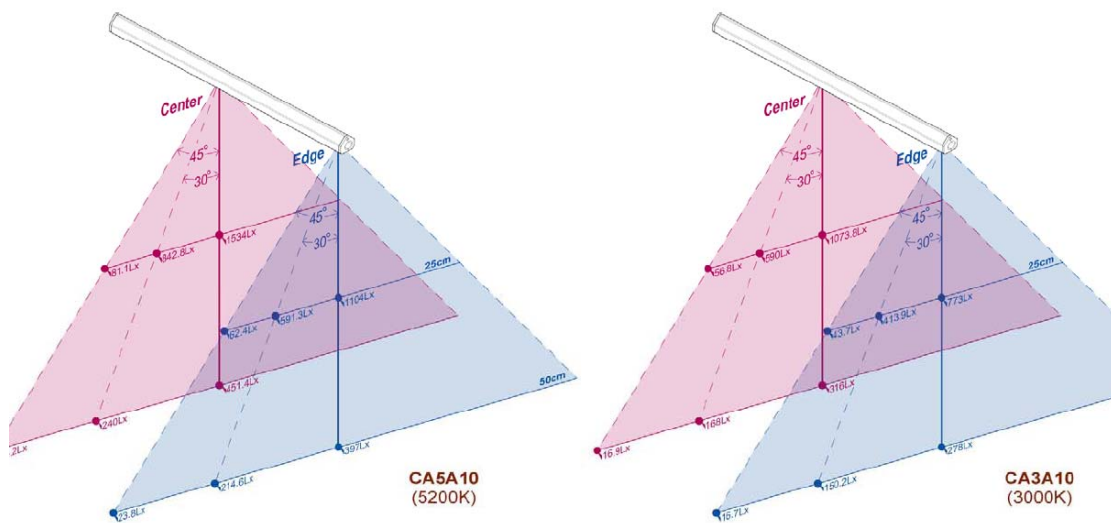
4. Packaging information :

Packing : 100 boxes / carton		
Box	32.5x32.5x345mm	90g
Carton	338x338x363mm	10 kg

5. Product Series :

Color Temp.	Model No.	Beam Angle (2 θ 1/2)	Output Lumens	CRI
5200 \pm 400K	CA5A10	110 $^{\circ}$ X 80 $^{\circ}$	238	70
3000 \pm 300K	CA3A10	110 $^{\circ}$ X 80 $^{\circ}$	167	75

Note: Data are measured after lighting up 60min.



ETR Electronics Co.,Ltd.

3, KE YUAN 1ST ROAD, CTSP, TAICHUNG, TAIWAN.

TEL:886-4-37032111 ; FAX:886-4-37031222

EMAIL:sales@etr.com.tw ; WEBSITE: www.etr.com.tw



CABINET LINEAR LIGHT

6. Operation manual :

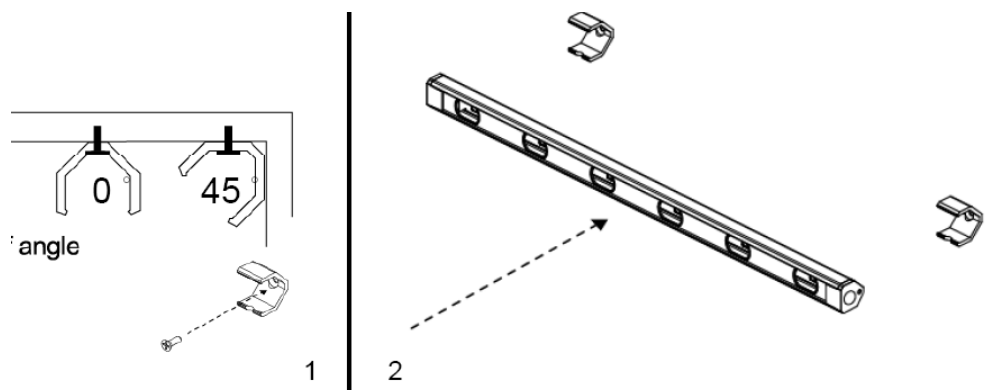
-This linearlight can operate on 40°C environment.

7. Safety warning :

- Never use over 24V adapter or the power driver could be damaged.
(Please use appropriate adapter.)
- Don't use improper adapter.
- Manufacture can not guarantee product life time if the operation temperature is over 40 degree Celsius or under -20 degree Celsius.
- Please do not turn on the power before installation complete.

8. Installation guide :

- 1. Fix the fasteners at proper place.
- 2. Put the linearlight into the fastener.
- 3.Place connector (or extension cable) between two linearlights and make them as a chain.



ETR Electronics Co.,Ltd.

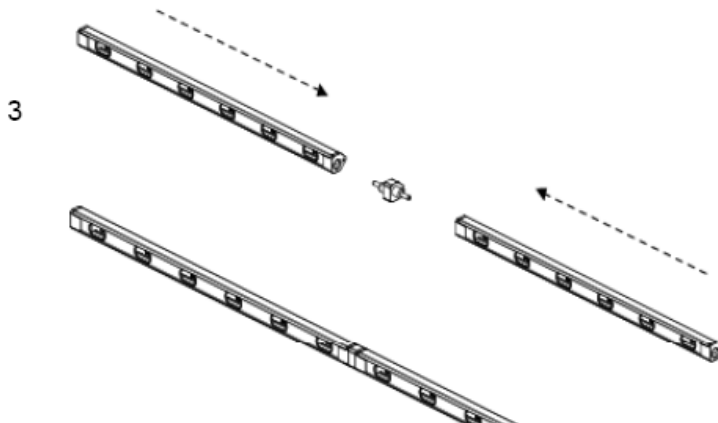
3, KE YUAN 1ST ROAD, CTSP, TAICHUNG, TAIWAN.

TEL:886-4-37032111 ; FAX:886-4-37031222

EMAIL:sales@etr.com.tw ; WEBSITE: www.etr.com.tw

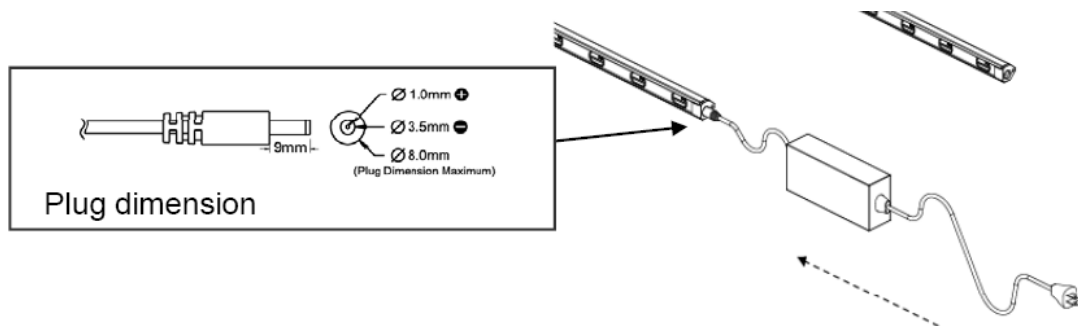


CABINET LINEAR LIGHT



Notice:

One 30-Watt adapter can drive a chain of 3 linearlights.
(5 linearlights maximum.)



9. Estimated life time :

-50000 hours.

ETR Electronics Co.,Ltd.

3, KE YUAN 1ST ROAD, CTSP, TAICHUNG, TAIWAN.

TEL:886-4-37032111 ; FAX:886-4-37031222

EMAIL:sales@etr.com.tw ; WEBSITE: www.etr.com.tw